

Format of holding of specified securities

- 1 Name of Listed Entity
 2 Scrip Code/Name of Scrip/Class of Security
 3 Share Holding Pattern Filed under
 a. If under 31(1)(b) then indicate the report for Quarter ending
 b. If under 31(1)(c) then indicate date of allotment/extinguishment
- TRENT LIMITED
 500251/TRENT/EQUITY
 Reg. 31(1)(a)/Reg. 31(1)(b)/Reg. 31(1)(c)
 30th June, 2019
 NOT APPLICABLE
- 4 Declaration: The Listed entity is required to submit the following declaration to the extent of submission of information:-

| Particulars | Yes* | No* |
|--|------|------|
| 1 Whether the Listed Entity has issued any partly paid up shares? | | NO |
| 2 Whether the Listed Entity has issued any Convertible Securities or Warrants? | | NO |
| 3 Whether the Listed Entity has any shares against which depository receipts are issued? | | NO |
| 4 Whether the Listed Entity has any shares in locked-in? | YES | |
| 5 Whether any shares held by promoters are pledge or otherwise encumbered? | | NO |
| 6 Whether company has equity shares with differential voting rights? | | NO |
| 7 Whether the listed entity has any significant beneficial owner? | | NO** |

* If the Listed Entity selects the option 'No' for the questions above, the columns for the partly paid up shares, Outstanding Convertible Securities/Warrants, depository receipts, locked-in shares, No of shares pledged or otherwise encumbered by promoters, as applicable, shall not be displayed at the time of dissemination on the Stock Exchange website. Also wherever there is 'No' declared by Listed Entity in above table the values will be considered as 'Zero' by default on submission of the format of holding of specified securities.

**Tata Sons Private Limited being the Core Investment Company as an investment vehicle is exempted from the Companies (Significant Beneficial Owners) Rules 2018, as amended, on the investment made by Tata Sons Private Limited.

- 5 The tabular format for disclosure of holding of specified securities is as follows:-




lll

TRENT LIMITED

Table I - Summary Statement holding of specified securities as of 30th June, 2019

| Category | Category of shareholder | Nos. of shareholders | No. of fully paid up equity shares held | No. of Partly paid-up equity shares held | No. of shares underlying Depository Receipts | Total nos. shares held | Shareholding as a % of total no. of shares (calculated as per SCRR, 1957) | Number of Voting Rights held in each class of securities | | | No. of Shares Underlying Outstanding convertible securities (including Warrants) | Shareholding, as a % assuming full conversion of convertible securities (as a percentage of diluted share capital) | Number of Locked in shares | | Number of Shares pledged or otherwise encumbered | | Number of equity shares held in dematerialized form | |
|----------|--------------------------------|----------------------|---|--|--|------------------------|---|--|-------------|-----------|--|--|----------------------------|----------|--|------|---|-----------------------------|
| | | | | | | | | (IX) | | | | | (XII) | | (XIII) | | | |
| | | | | | | | | No of Voting Rights | | | | | Total as a % of (A+B+C) | No. | As a % of total Shares held | No. | | As a % of total Shares held |
| | | | | | | | | Class eg: X | Class eg: y | Total | | | | | | | | |
| (A) | Promoter & Promoter Group | 4 | 108380150 | 0 | 0 | 108380150 | 32.61 | 108380150 | 0 | 0 | 0 | 32.61 | 92169610 | 85.04 | 0 | 0.00 | 108380150 | |
| (B) | Public | 44441 | 223936580 | 0 | 0 | 223936580 | 67.39 | 223936580 | 0 | 0 | 0 | 67.39 | 0 | 0.00 | NA | | 219700176 | |
| (C) | Non Promoter- Non Public | 0 | 0 | 0 | 0 | 0 | NA | 0 | 0 | 0 | 0.00 | 0 | 0.00 | 0 | 0.00 | NA | 0 | |
| (C1) | Shares underlying DRs | 0 | 0 | 0 | 0 | 0 | 0.00 | 0 | 0 | 0 | 0.00 | 0 | 0.00 | 0 | 0.00 | NA | 0 | |
| (C2) | Shares held by Employee Trusts | 0 | 0 | 0 | 0 | 0 | 0.00 | 0 | 0 | 0 | 0.00 | 0 | 0.00 | 0 | 0.00 | NA | 0 | |
| | Total | 44445 | 332316730 | 0 | 0 | 332316730 | 100.00 | 332316730 | 0.00 | 332316730 | 100.00 | 0.00 | 100.00 | 92169610 | 27.74 | 0 | 0.00 | 328080326 |



TRENT LIMITED

Table II - Statement showing shareholding pattern of the Promoter and Promoter Group as of 30th June, 2019

| (1) | Category & Name of the Shareholders | PAN | No. of shareholder | No. of fully paid up equity shares held | Partly paid-up equity shares held | Nos. of shares underlying Depository Receipts | Total nos. shares held | Shareholding % calculated as per SCRR, 1957 | Number of Voting Rights held in each class of securities | | | No. of Shares Underlying Outstanding convertible securities (including Warrants) | Shareholding, as a % assuming full conversion of convertible securities (as a percentage of diluted share capital) | Number of Locked in shares | | Number of Shares pledged or otherwise encumbered | | Number of equity shares held in dematerialized form | | | |
|--|--|------------|--------------------|---|-----------------------------------|---|------------------------|---|--|----------|-----------------------------------|--|--|----------------------------|-----------------------------------|--|----------|---|-----------------------------|-----|-----------------------------|
| | | | | | | | | | (IX) | | | | | (X) | (XI) = (VII)+(X) as a % of A+B+C2 | (XII) | | | (XIII) | | |
| | | | | | | | | | No of Voting Rights | | | | | | | Total as a % of Total Voting rights | No. | | As a % of total Shares held | No. | As a % of total shares held |
| | | | | | | | | | Class X | Class Y | Total | | | | | | | | | | |
| (II) | (III) | (IV) | (V) | (VI) | (VII) = IV+V+VI | As a % of (A+B+C2) (VIII) | | | | (X) | (XI) = (VII)+(X) as a % of A+B+C2 | (a) | (b) | (a) | (b) | (XIV) | | | | | |
| (1) | Indian | | | | | | | | | | | | | | | | | | | | |
| (a) | Individuals/Hindu undivided Family | 0 | 0 | 0 | 0 | 0 | 0 | 0.00 | 0 | 0 | 0 | 0.00 | 0 | 0.00 | 0 | 0.00 | 0 | 0.00 | 0 | | |
| (b) | Central Government/ State Government(s) | 0 | 0 | 0 | 0 | 0 | 0 | 0.00 | 0 | 0 | 0 | 0.00 | 0 | 0.00 | 0 | 0.00 | 0 | 0.00 | 0 | | |
| (c) | Financial Institutions/ Banks | 0 | 0 | 0 | 0 | 0 | 0 | 0.00 | 0 | 0 | 0 | 0.00 | 0 | 0.00 | 0 | 0.00 | 0 | 0.00 | 0 | | |
| (d) | Any Other (Bodies Corporate) | | 4 | 108380150 | 0 | 0 | 108380150 | 32.61 | 108380150 | 0 | 108380150 | 32.61 | 0 | 0.00 | 0 | 0.00 | 0 | 0.00 | 0 | | |
| (i) | TATA SONS PRIVATE LIMITED | AAACT4060A | 1 | 92169610 | 0 | 0 | 92169610 | 27.74 | 92169610 | 0 | 92169610 | 27.74 | 0 | 32.61 | 0 | 100.00 | 0 | 0.00 | 108380150 | | |
| (ii) | TATA INVESTMENT CORPORATION LIMITED | AAACT4120F | 1 | 15207540 | 0 | 0 | 15207540 | 4.58 | 15207540 | 0 | 15207540 | 4.58 | 0 | 27.74 | 92169610 | 100.00 | 0 | 0.00 | 92169610 | | |
| (iii) | Titan Company Limited | AAACT5131A | 1 | 3000 | 0 | 0 | 3000 | 0.00 | 3000 | 0 | 3000 | 0.00 | 0 | 4.58 | 0 | 0.00 | 0 | 0.00 | 15207540 | | |
| (iv) | EWART INVESTMENTS LIMITED | AAACE2546C | 1 | 1000000 | 0 | 0 | 1000000 | 0.30 | 1000000 | 0 | 1000000 | 0.30 | 0 | 0.00 | 0 | 0.00 | 0 | 0.00 | 3000 | | |
| (v) | AF-TAAB INVESTMENT COMPANY LIMITED | AAACA4800H | 0 | 0 | 0 | 0 | 0 | 0.00 | 0 | 0 | 0 | 0.00 | 0 | 0.30 | 0 | 0.00 | 0 | 0.00 | 1000000 | | |
| (vi) | PANATONE FINVEST LIMITED | AAACP9523G | 0 | 0 | 0 | 0 | 0 | 0.00 | 0 | 0 | 0 | 0.00 | 0 | 0.00 | 0 | 0.00 | 0 | 0.00 | 0 | | |
| | Sub-Total (A)(1) | | 4 | 108380150 | 0 | 0 | 108380150 | 32.61 | 108380150 | 0 | 108380150 | 32.61 | 0 | 32.61 | 92169610 | 85.04 | 0 | 0.00 | 108380150 | | |
| (2) | Foreign | | | | | | | | | | | | | | | | | | | | |
| (a) | Individuals (Non-Resident Individuals/ Foreign Individuals) | 0 | 0 | 0 | 0 | 0 | 0 | 0.00 | 0 | 0 | 0 | 0.00 | 0 | 0.00 | 0 | 0.00 | 0 | 0.00 | 0 | | |
| (b) | Government | 0 | 0 | 0 | 0 | 0 | 0 | 0.00 | 0 | 0 | 0 | 0.00 | 0 | 0.00 | 0 | 0.00 | 0 | 0.00 | 0 | | |
| (c) | Institutions | 0 | 0 | 0 | 0 | 0 | 0 | 0.00 | 0 | 0 | 0 | 0.00 | 0 | 0.00 | 0 | 0.00 | 0 | 0.00 | 0 | | |
| (d) | Foreign Portfolio Investor | 0 | 0 | 0 | 0 | 0 | 0 | 0.00 | 0 | 0 | 0 | 0.00 | 0 | 0.00 | 0 | 0.00 | 0 | 0.00 | 0 | | |
| (f) | Any Other (specify) | 0 | 0 | 0 | 0 | 0 | 0 | 0.00 | 0 | 0 | 0 | 0.00 | 0 | 0.00 | 0 | 0.00 | 0 | 0.00 | 0 | | |
| | Sub-Total (A)(2) | 0 | 0 | 0 | 0 | 0 | 0 | 0.00 | 0 | 0 | 0 | 0.00 | 0 | 0.00 | 0 | 0.00 | 0 | 0.00 | 0 | | |
| | Total Shareholding of Promoter and Promoter Group (A) = (A)(1)+(A)(2) | 0 | 4 | 108380150 | 0 | 0 | 108380150 | 32.61 | 108380150 | 0 | 108380150 | 32.61 | 0 | 32.61 | 92169610 | 85.04 | 0 | 0.00 | 108380150 | | |
| Details of Shares which remain unclaimed may be given here along with details such as number of shareholders, outstanding shares held in demat/unclaimed suspense account, voting rights which are frozen etc. | | | | | | | | | | | | | | | | | | | | | |
| Note: | | | | | | | | | | | | | | | | | | | | | |
| (1) PAN would not be displayed on website of Stock Exchange(s). | | | | | | | | | | | | | | | | | | | | | |
| (2) The term "Encumbrance" has the same meaning as assigned under regulation 28(3) of SEBI (Substantial Acquisition of Shares and Takeovers) Regulations, 2011. | | | | | | | | | | | | | | | | | | | | | |

mm






Table III - Statement showing shareholding pattern of the Public shareholder as of 30th June, 2019


| (I) | (II) | (III) | (IV) | (V) | (VI) | (VII = IV+V+VI) | Shareholding % calculated as per SCRR, 1957 As a % of (A+B+C2) (VIII) | (IX) | | | (X) | (XI) = (VII)+(X) as a % of A+B+C2 | (XII) | | (XIII) | | (XIV) | | | | |
|---|------------|-------|----------|-----|------|-----------------|--|--|---------|----------|-------|-----------------------------------|--|--|----------------------------|--|----------|-----|-----------------------------|----------------------|--|
| | | | | | | | | Number of Voting Rights held in each class of securities | | | | | No. of Shares Underlying Outstanding convertible securities (including Warrants) | Total Shareholding, as a % assuming full conversion of convertible securities (as a percentage of diluted share capital) | Number of Locked in shares | Number of Shares pledged or otherwise encumbered | | | | | |
| | | | | | | | | No of Voting Rights | | | | | | | | Total as a % of Total Voting rights | | No. | As a % of total Shares held | No. (not applicable) | As a % of total shares held (Not applicable) |
| | | | | | | | | Class X | Class Y | Total | | | | | | | | | | | |
| (1) Institutions | | | | | | | | | | | | | | | | | | | | | |
| (a) Mutual Funds/UTI | | 27 | 44716802 | 0 | 0 | 44716802 | 13.46 | 44716802 | 0 | 44716802 | 13.46 | 0 | 0.00 | | | | 44713132 | | | | |
| (i) HDFC TRUSTEE COMPANY LTD - A/C HDFC MID - CA OPPORTUNITIES FUND | AAATH1809A | 1 | 14194200 | 0 | 0 | 14194200 | 4.27 | 14194200 | 0 | 14194200 | 4.27 | 0 | 0.00 | | | NA | 14194200 | | | | |
| (ii) SUNDARAM MUTUAL FUND A/C SUNDARAM EQUITY HYBRID FUND | AAATS2554B | 1 | 8269959 | 0 | 0 | 8269959 | 2.49 | 8269959 | 0 | 8269959 | 2.49 | 0 | 0.00 | | | NA | 8269959 | | | | |
| (iii) LAND T MUTUAL FUND TRUSTEE LIMITED - L AND T CONSERVATIVE HYBRID FUND | AAATC4460E | 1 | 5794832 | 0 | 0 | 5794832 | 1.74 | 5794832 | 0 | 5794832 | 1.74 | 0 | 0.00 | | | NA | 5794832 | | | | |
| (iv) RELIANCE CAPITAL TRUSTEE CO LTD-A/C RELIANCE ETF NIFTY MIDCAP 150 ETF | AAATR0090B | 1 | 5652913 | 0 | 0 | 5652913 | 1.70 | 5652913 | 0 | 5652913 | 1.70 | 0 | 0.00 | | | NA | 5652913 | | | | |
| (b) Venture Capital Funds | | 0 | 0 | 0 | 0 | 0 | 0.00 | 0 | 0 | 0 | 0.00 | 0 | 0.00 | | | NA | 0 | | | | |
| (c) Alternate Investment Funds | | 6 | 1772016 | 0 | 0 | 1772016 | 0.53 | 1772016 | 0 | 1772016 | 0.53 | 0 | 0.00 | | | NA | 1772016 | | | | |
| (d) Foreign Venture Capital Investors | | 0 | 0 | 0 | 0 | 0 | 0.00 | 0 | 0 | 0 | 0.00 | 0 | 0.00 | | | NA | 0 | | | | |



| | Category & Name of the Shareholders | PAN | Nos. of shareholder | No. of fully paid up equity shares held | Partly paid-up equity shares held | Nos. of shares underlying Depository Receipts | Total nos. shares held | Shareholding % calculated as per SCRR, 1957 | Number of Voting Rights held in each class of securities | | | No. of Shares Underlying Outstanding convertible securities (including Warrants) | Total Shareholding, as a % assuming full conversion of convertible securities (as a percentage of diluted share capital) | Number of Locked in shares | | Number of Shares pledged or otherwise encumbered | | Number of equity shares held in dematerialized form | | | |
|-------|-------------------------------------|------------|---------------------|---|-----------------------------------|---|---------------------------|---|--|---------|-----------|--|---|----------------------------|-----------------------------------|--|-----------|---|-----------------------------|----------------------|--|
| | | | | | | | | | (IX) | | | | | (X) | (XI) = (VII)+(X) as a % of A+B+C2 | (XII) | | | (XIII) | | |
| | | | | | | | | | No of Voting Rights | | | | | | | Total as a % of Total Voting rights | No. | | As a % of total Shares held | No. (not applicable) | As a % of total shares held (Not applicable) |
| | | | | | | | | | Class X | Class Y | Total | | | | | | | | | | |
| (I) | (II) | (III) | (IV) | (V) | (VI) | (VII = IV+V+VI) | As a % of (A+B+C2) (VIII) | | | | (X) | (XI) = (VII)+(X) as a % of A+B+C2 | (a) | (b) | (a) | (b) | (XIV) | | | | |
| (e) | Foreign Portfolio Investors | | 55 | 73547016 | 0 | 0 | 73547016 | 22.13 | 73547016 | 0 | 73547016 | 22.13 | 0 | 0.00 | NA | NA | 73535016 | | | | |
| (i) | ARISAIG INDIA FUND LIMITED | AACCA6666M | 1 | 26970760 | 0 | 0 | 26970760 | 8.12 | 26970760 | 0 | 26970760 | 8.12 | 0 | 0.00 | NA | NA | 26970760 | | | | |
| (ii) | DODONA HOLDINGS LIMITED | AADC7766J | 1 | 16631410 | 0 | 0 | 16631410 | 5.00 | 16631410 | 0 | 16631410 | 5.00 | 0 | 0.00 | NA | NA | 16631410 | | | | |
| (iii) | AMANSA HOLDINGS PRIVATE LIMITED | AAKCA7237L | 1 | 8759011 | 0 | 0 | 8759011 | 2.64 | 8759011 | 0 | 8759011 | 2.64 | 0 | 0.00 | NA | NA | 8759011 | | | | |
| (iv) | FRANKLIN TEMPLETON INVESTMENT FUNDS | AABCT5310J | 1 | 6897218 | 0 | 0 | 6897218 | 2.08 | 6897218 | 0 | 6897218 | 2.08 | 0 | 0.00 | NA | NA | 6897218 | | | | |
| (f) | Financial Institutions/ Banks | | 15 | 111855 | 0 | 0 | 111855 | 0.03 | 111855 | 0 | 111855 | 0.03 | 0 | 0.00 | NA | NA | 104025 | | | | |
| (g) | Insurance Companies | | 7 | 10361800 | 0 | 0 | 10361800 | 3.12 | 10361800 | 0 | 10361800 | 3.12 | 0 | 0.00 | NA | NA | 10361800 | | | | |
| (i) | SBI LIFE INSURANCE CO. LTD | AAFCS2530P | 1 | 5651886 | 0 | 0 | 5651886 | 1.70 | 5651886 | 0 | 5651886 | 1.70 | 0 | 0.00 | NA | NA | 5651886 | | | | |
| (ii) | HDFC LIFE INSURANCE COMPANY LIMITED | AAACH8755L | 1 | 3325000 | 0 | 0 | 3325000 | 1.00 | 3325000 | 0 | 3325000 | 1.00 | 0 | 0.00 | NA | NA | 3325000 | | | | |
| (h) | Provident Funds/ Pension Funds | | 0 | 0 | 0 | 0 | 0 | 0.00 | 0 | 0 | 0 | 0.00 | 0 | 0.00 | NA | NA | 0 | | | | |
| (i) | Any Other | | 0 | 0 | 0 | 0 | 0 | 0.00 | 0 | 0 | 0 | 0.00 | 0 | 0.00 | NA | NA | 0 | | | | |
| | Sub-Total (B)(1) | | 110 | 130509489 | 0 | 0 | 130509489 | 39.27 | 130509489 | 0 | 130509489 | 39.27 | 0 | 0.00 | NA | NA | 130485989 | | | | |



| (I) | (II) | (III) | (IV) | (V) | (VI) | (VII = IV+V+VI) | Shareholding % calculated as per SCRR, 1957 (VIII) | (IX) | | | (X) | (XI) = (VII)+(X) as a % of A+B+C2 | (XII) | | (XIII) | | (XIV) | |
|------------------|---|-------|-------|----------|------|-----------------|---|---------------------|----------|-------|----------|-----------------------------------|-------------------------------------|------|-----------------------------|----------------------|-------|--|
| | | | | | | | | No of Voting Rights | | | | | Total as a % of Total Voting rights | No. | As a % of total Shares held | No. (not applicable) | | As a % of total shares held (Not applicable) |
| | | | | | | | | Class X | Class Y | Total | | | | | | | | |
| | | | | | | | | (a) | (b) | (a) | | | | | | | | |
| (2) | Central Government/ State Government(s)/ President of India | | 0 | 0 | 0 | 0 | 0.00 | 0 | 0 | 0 | 0.00 | 0 | 0.00 | NA | 0 | | | |
| Sub-Total (B)(2) | | | 0 | 0 | 0 | 0 | 0.00 | 0 | 0 | 0 | 0.00 | 0 | 0.00 | NA | 0 | | | |
| (3) | Non-institutions | | | | | | | | | | | | | NA | | | | |
| (a) | Individuals - | | 41908 | 53061027 | 0 | 0 | 53061027 | 15.97 | 53061027 | 0 | 53061027 | 15.97 | 0 | 0.00 | NA | 48929473 | | |
| | i. Individual shareholders holding nominal share capital up to Rs. 2 lakhs. | | 41904 | 48790459 | 0 | 0 | 48790459 | 14.68 | 48790459 | 0 | 48790459 | 14.68 | 0 | 0.00 | NA | 44658905 | | |
| | ii. Individual shareholders holding nominal share capital in excess of Rs. 2 lakhs. | | 4 | 4270568 | 0 | 0 | 4270568 | 1.29 | 4270568 | 0 | 4270568 | 1.29 | 0 | 0.00 | NA | 4270568 | | |
| (b) | NBFCs registered with RBI | | 11 | 81905 | 0 | 0 | 81905 | 0.02 | 81905 | 0 | 81905 | 0.02 | 0 | 0.00 | NA | 81905 | | |
| (c) | Employee Trusts | | 0 | 0 | 0 | 0 | 0 | 0.00 | 0 | 0 | 0 | 0.00 | 0 | 0.00 | NA | 0 | | |
| (d) | Overseas Depositories (holding DRs) (balancing figure) | | 0 | 0 | 0 | 0 | 0 | 0.00 | 0 | 0 | 0 | 0.00 | 0 | 0.00 | NA | 0 | | |
| | | | | | | | | | | | | | | NA | | | | |



| (I) | (II) | (III) | (IV) | (V) | (VI) | (VII = IV+V+VI) | Shareholding % calculated as per SCRR, 1957 | Number of Voting Rights held in each class of securities | | | (X) | Total Shareholding, as a % assuming full conversion of convertible securities (as a percentage of diluted share capital) | Number of Locked in shares | | Number of Shares pledged or otherwise encumbered | | Number of equity shares held in dematerialized form | |
|--|------------|-------|-----------|-----|------|-----------------|---|--|---------|-----------|-------|---|-----------------------------------|-------|--|----------------------|---|--|
| | | | | | | | | (IX) | | | | | (XI) = (VII)+(X) as a % of A+B+C2 | (XII) | | (XIII) | | |
| | | | | | | | | No of Voting Rights | | | | | | No. | As a % of total Shares held | No. (not applicable) | | As a % of total shares held (Not applicable) |
| | | | | | | | | Class X | Class Y | Total | | | | | | | | |
| (e) Any Other - | | 2412 | 40284159 | 0 | 0 | 40284159 | 12.12 | 40284159 | 0 | 40284159 | 12.12 | 0 | 0 | 0 | 0 | 40202809 | | |
| (f) Bodies Corporate | | 385 | 33224203 | 0 | 0 | 33224203 | 10.00 | 33224203 | 0 | 33224203 | 10.00 | 0 | 0.00 | 0 | 0 | 33183323 | | |
| (a) PRAZIM TRADING AND INVESTMENT CO. PVT. LTD. | AAACP4921G | 1 | 9127723 | 0 | 0 | 9127723 | 2.75 | 9127723 | 0 | 9127723 | 2.75 | 0 | 0.00 | 0 | 0 | 9127723 | | |
| (b) DERIVE TRADING AND RESORTS PRIVATE LIMITED | AACCD5211D | 1 | 9115230 | 0 | 0 | 9115230 | 2.74 | 9115230 | 0 | 9115230 | 2.74 | 0 | 0.00 | 0 | 0 | 9115230 | | |
| (c) JAGUAR SERVICES PVT LTD | AAAC1950H | 1 | 3515790 | 0 | 0 | 3515790 | 1.06 | 3515790 | 0 | 3515790 | 1.06 | 0 | 0.00 | 0 | 0 | 3515790 | | |
| (ii) Clearing Members | | 229 | 1262034 | 0 | 0 | 1262034 | 0.38 | 1262034 | 0 | 1262034 | 0.38 | 0 | 0.00 | 0 | 0 | 1262034 | | |
| (iii) Directors and their relatives | | 3 | 930740 | 0 | 0 | 930740 | 0.28 | 930740 | 0 | 930740 | 0.28 | 0 | 0.00 | 0 | 0 | 929520 | | |
| (iv) Foreign Nationals | | 2 | 700 | 0 | 0 | 700 | 0.00 | 700 | 0 | 700 | 0.00 | 0 | 0.00 | 0 | 0 | 700 | | |
| (v) HUF | | 801 | 1185591 | 0 | 0 | 1185591 | 0.36 | 1185591 | 0 | 1185591 | 0.36 | 0 | 0.00 | 0 | 0 | 1183521 | | |
| (vi) IEPF | | 1 | 824234 | 0 | 0 | 824234 | 0.25 | 824234 | 0 | 824234 | 0.25 | 0 | 0.00 | 0 | 0 | 824234 | | |
| (vii) Limited Liability Partnership - LLP | | 37 | 345031 | 0 | 0 | 345031 | 0.10 | 345031 | 0 | 345031 | 0.10 | 0 | 0.00 | 0 | 0 | 345031 | | |
| (viii) Non-Residents Indians | | 947 | 1966805 | 0 | 0 | 1966805 | 0.59 | 1966805 | 0 | 1966805 | 0.59 | 0 | 0.00 | 0 | 0 | 1929985 | | |
| (ix) Trust And Charitable Institutions | | 7 | 544821 | 0 | 0 | 544821 | 0.16 | 544821 | 0 | 544821 | 0.16 | 0 | 0.00 | 0 | 0 | 544461 | | |
| Sub-Total (B)(3) | | 44331 | 93427091 | 0 | 0 | 93427091 | 28.11 | 93427091 | 0 | 93427091 | 28.11 | 0 | 0.00 | 0 | 0 | 89214187 | | |
| Total Public Shareholding | | 44441 | 223936580 | 0 | 0 | 223936580 | 67.39 | 223936580 | 0 | 223936580 | 67.39 | 0 | 0.00 | 0 | 0 | 219700176 | | |
| Details of the shareholders acting as persons in Concert including their Shareholding (No. and %): | | | | | | | | | | | | | | | | | | |
| Details of Shares which remain unclaimed may be given here along with details such as number of shareholders, outstanding shares held in demat/unclaimed suspense account, voting rights which are frozen etc. | | | | | | | | | | | | | | | | | | |
| Note: | | | | | | | | | | | | | | | | | | |
| (1) PAN would not be displayed on website of Stock Exchange(s). | | | | | | | | | | | | | | | | | | |
| (2) The above format needs to be disclosed along with the name of following persons: Institutions/Non Institutions holding more than 1% of total number of shares. | | | | | | | | | | | | | | | | | | |
| (3) W.r.t. the information pertaining to Depository Receipts, the same may be disclosed in the respective columns to the extent information available and the balance to be disclosed as held by custodian. | | | | | | | | | | | | | | | | | | |



TRENT LIMITED

Table IV - Statement showing shareholding pattern of the Non Promoter- Non Public shareholder as of 30th June, 2019

| (I) | (II) | (III) | (IV) | (V) | (VI) | (VII = IV+V+VI) | Shareholding % calculated as per SCRR, 1957 As a % of (A+B+C2) (VIII) | (IX) | | | (X) | (XI) = (VII)+(X) as a % of A+B+C2 | (XII) | | (XIII) | | (XIV) (Not Applicable) | | | |
|--|--|-------|------|-----|------|-----------------|---|---|---------|---|------|--------------------------------------|--|--|-------------------------------|---|---------------------------|-----------------------------------|--------------------------|--|
| | | | | | | | | Number of Voting Rights held in each class of securities | | | | | No. of Shares Underlying Outstanding convertible securities (including Warrants) | Total Shareholding , as a % assuming full conversion of convertible securities (as a percentage of diluted share capital) | Number of Locked in shares | Number of Shares pledged or otherwise encumbered | | | | |
| | | | | | | | | No of Voting Rights | | Total as a % of Total Voting rights | | | | | | No. | | As a % of total Shares held | No. (not appli-cable) | As a % of total shares held (Not applicable) |
| | | | | | | | | Class X | Class Y | | | | | | | | | | | |
| (1) Custodian/DR Holder | | 0 | 0 | 0 | 0 | 0 | 0.00 | 0 | 0 | 0 | 0.00 | 0 | 0.00 | | NA | 0 | | | | |
| (a) Name of DR Holder (if available) | | | | | | | | | | | | | | | NA | | | | | |
| (i) | | | | | | | | | | | | | | | NA | | | | | |
| (ii) | | | | | | | | | | | | | | | NA | | | | | |
| (2) Employee Benefit Trust (under SEBI (Share based Employee Benefit) Regulations, 2014) | | 0 | 0 | 0 | 0 | 0 | 0.00 | 0 | 0 | 0 | 0.00 | 0 | 0.00 | | NA | 0 | | | | |
| (a) Name (abc... | | | | | | | | | | | | | | | NA | | | | | |
| Total Non-Promoter- Non Public Shareholding (C)= (C)(1)+(C)(2) | | 0 | 0 | 0 | 0 | 0 | 0.00 | 0 | 0 | 0 | 0.00 | 0 | 0.00 | | NA | 0 | | | | |
| Note | | | | | | | | | | | | | | | | | | | | |
| (1) | PAN would not be displayed on website of Stock Exchange(s). | | | | | | | | | | | | | | | | | | | |
| (2) | The above format needs to disclose name of all holders holding more than 1% of total number of shares | | | | | | | | | | | | | | | | | | | |
| (3) | W.r.t. the information pertaining to Depository Receipts, the same may be disclosed in the respective columns to the extent information available, | | | | | | | | | | | | | | | | | | | |

