


Format of holding of specified securities

- 1 Name of Listed Entity TRENT LIMITED
 2 Scrip Code/Name of Scrip/Class of Security 500251/TRENT/EQUITY
 3 Share Holding Pattern Filed under Reg. ~~31(1)(a)~~/Reg. 31(1)(b)/Reg. ~~31(1)(c)~~
 31st December, 2018
 a. If under 31(1)(b) then indicate the report for Quarter ending NOT APPLICABLE
 b. If under 31(1)(c) then indicate date of allotment/extinguishment
 4 **Declaration:** The Listed entity is required to submit the following declaration to the extent of submission of information:-

Particulars	Yes*	No*
1 Whether the Listed Entity has issued any partly paid up shares?		NO
2 Whether the Listed Entity has issued any Convertible Securities or Warrants?		NO
3 Whether the Listed Entity has any shares against which depository receipts are issued?		NO
4 Whether the Listed Entity has any shares in locked-in?		NO
5 Whether any shares held by promoters are pledge or otherwise encumbered?		NO
6 Whether company has equity shares with differential voting rights?		NO

* If the Listed Entity selects the option 'No' for the questions above, the columns for the partly paid up shares, Outstanding Convertible Securities/Warrants, depository receipts, locked-in shares, No of shares pledged or otherwise encumbered by promoters, as applicable, shall not be displayed at the time of dissemination on the Stock Exchange website. Also wherever there is 'No' declared by Listed Entity in above table the values will be considered as 'Zero' by default on submission of the format of holding of specified securities.

- 5 The tabular format for disclosure of holding of specified securities is as follows:-



TRENT LIMITED

Table I - Summary Statement holding of specified securities as of 31st December, 2018


(I)	(II)	(III)	(IV)	(V)	(VI)	(VII) = (IV)+(V)+ (VI)	(VIII) As a % of (A+B+C2)	(IX)			(X)	(XI)= (VII)+(X) As a % of (A+B+C2)	(XII)		(XIII)		(XIV)			
								Number of Voting Rights held in each class of securities					No. of Shares Underlying Outstanding convertible securities (including Warrants)	Shareholding , as a % assuming full conversion of convertible securities (as a percentage of diluted share capital)	Number of Locked in shares			Number of Shares pledged or otherwise encumbered		
								No of Voting Rights							Total as a % of (A+B+C)	No.		As a % of total Shares held	No.	As a % of total Shares held
								Class eg: X	Class eg: y	Total										
(A)	Promoter & Promoter Group	4	108380150	0	0	108380150	32.61	108380150	0	108380150	32.61	0	0.00	0	0.00	108380150				
(B)	Public	47727	223936580	0	0	223936580	67.39	223936580	0	223936580	67.39	0	0.00		NA	219132020				
(C)	Non Promoter- Non Public	0	0	0	0	0	NA	0	0	0	0.00	0	0.00		NA	0				
(C1)	Shares underlying DRs	0	0	0	0	0	0.00	0	0	0	0.00	0	0.00		NA	0				
(C2)	Shares held by Employee Trusts	0	0	0	0	0	0.00	0	0	0	0.00	0	0.00		NA	0				
	Total	47731	332316730	0	0	332316730	100.00	332316730	0.00	332316730	100.00	0	0.00	0	0.00	327512170				



TRENT LIMITED

Table II - Statement showing shareholding pattern of the Promoter and Promoter Group as on 31st December, 2018


Category & Name of the Shareholders	PAN	No. of shareholder	No. of fully paid up equity shares held	Partly paid-up equity shares held	Nos. of shares underlying Depository Receipts	Total nos. shares held	Shareholding % calculated as per SCRR, 1957	Number of Voting Rights held in each class of securities			No. of Shares Underlying Outstanding convertible securities (including Warrants)	Shareholding, as a % assuming full conversion of convertible securities (as a percentage of diluted share capital)	Number of Locked in shares		Number of Shares pledged or otherwise encumbered		Number of equity shares held in dematerialized form		
								(IX)					(X)	(XI) = (VII)+(X) as a % of A+B+C2	(XII)			(XIII)	
								No of Voting Rights							Total as a % of Total Voting rights	No.		As a % of total Shares held	No.
(I)	(II)	(III)	(IV)	(V)	(VI)	(VII = IV+V+VI)	As a % of (A+B+C2) (VIII)	Class X	Class Y	Total	(a)	(b)	(a)	(b)	(XIV)				
(1) Indian																			
(a) Individuals/Hindu undivided Family	0	0	0	0	0	0	0.00	0	0	0	0.00	0	0.00	0	0.00	0			
(b) Central Government/ State Government(s)	0	0	0	0	0	0	0.00	0	0	0	0.00	0	0.00	0	0.00	0			
(c) Financial Institutions/ Banks	0	0	0	0	0	0	0.00	0	0	0	0.00	0	0.00	0	0.00	0			
(d) Any Other (Bodies Corporate)		4	108380150	0	0	108380150	32.61	108380150	0	108380150	32.61	0	0.00	0	0.00	108380150			
(i) TATA SONS PRIVATE LIMITED	AAACT4060A	1	92169610	0	0	92169610	27.74	92169610	0	92169610	27.74	0	0.00	0	0.00	92169610			
(ii) TATA INVESTMENT CORPORATION LIMITED	AAACT4120F	1	15207540	0	0	15207540	4.58	15207540	0	15207540	4.58	0	0.00	0	0.00	15207540			
(iii) Titan Company Limited	AAACT5131A	1	3000	0	0	3000	0.00	3000	0	3000	0.00	0	0.00	0	0.00	3000			
(iv) EWART INVESTMENTS LIMITED	AAACE2546C	1	1000000	0	0	1000000	0.30	1000000	0	1000000	0.30	0	0.00	0	0.00	1000000			
(v) AF-TAAB INVESTMENT COMPANY LIMITED	AAACA4800H	0	0	0	0	0	0.00	0	0	0	0.00	0	0.00	0	0.00	0			
(vi) PANATONE FINVEST LIMITED	AAACP9523G	0	0	0	0	0	0.00	0	0	0	0.00	0	0.00	0	0.00	0			
Sub-Total (A){1}		4	108380150	0	0	108380150	32.61	108380150	0	108380150	32.61	0	0.00	0	0.00	108380150			
(2) Foreign																			
(a) Individuals (Non-Resident Individuals/ Foreign Individuals)	0	0	0	0	0	0	0.00	0	0	0	0.00	0	0.00	0	0.00	0			
(b) Government	0	0	0	0	0	0	0.00	0	0	0	0.00	0	0.00	0	0.00	0			
(c) Institutions	0	0	0	0	0	0	0.00	0	0	0	0.00	0	0.00	0	0.00	0			
(d) Foreign Portfolio Investor	0	0	0	0	0	0	0.00	0	0	0	0.00	0	0.00	0	0.00	0			
(f) Any Other (specify)	0	0	0	0	0	0	0.00	0	0	0	0.00	0	0.00	0	0.00	0			
Sub-Total (A){2}	0	0	0	0	0	0	0.00	0	0	0	0.00	0	0.00	0	0.00	0			
Total Shareholding of Promoter and Promoter Group (A)= (A){1}+(A){2}	0	4	108380150	0	0	108380150	32.61	108380150	0	108380150	32.61	0	0.00	0	0.00	108380150			
Details of Shares which remain unclaimed may be given here along with details such as number of shareholders, outstanding shares held in demat/unclaimed suspense account, voting rights which are frozen etc.																			
Note:																			
(1) PAN would not be displayed on website of Stock Exchange(s).																			
(2) The term "Encumbrance" has the same meaning as assigned under regulation 28(3) of SEBI (Substantial Acquisition of Shares and Takeovers) Regulations, 2011.																			



TRENT LIMITED

Table III - Statement showing shareholding pattern of the Public shareholder as of 31st December, 2018

(I)	(II)	(III)	(IV)	(V)	(VI)	(VII = IV+V+VI)	Shareholding % calculated as per SCRR, 1957	(IX)			No. of Shares Underlying Outstanding convertible securities (including Warrants)	Total Shareholding, as a % assuming full conversion of convertible securities (as a percentage of diluted share capital)	(XII)		(XIII)		Number of equity shares held in dematerialized form					
								No of Voting Rights					Total as a % of Total Voting rights	No.	As a % of total Shares held	No. (not applicable)		As a % of total shares held (Not applicable)				
								Class X	Class Y	Total									(a)	(b)	(a)	(b)
(1) Institutions																						
(a) Mutual Funds/UTI			22	40869935	0	0	40869935	12.30	40869935	0	40869935	12.30	0	0.00	NA		40866265					
(i) HDFC TRUSTEE COMPANY LTD - A/C HDFC MID - CAPOPPORTUNITIES FUND	AAATH1809A		1	14084200	0	0	14084200	4.24	14084200	0	14084200	4.24	0	0.00	NA		14084200					
(ii) LAND T MUTUAL FUND TRUSTEE LIMITED - LAND T CONSERVATIVE HYBRID FUND	AAATC4460E		1	6657528	0	0	6657528	2.00	6657528	0	6657528	2.00	0	0.00	NA		6657528					
(iii) SUNDARAM MUTUAL FUND A/C SUNDARAM MID CAP FUND	AAATS2554B		1	6391564	0	0	6391564	1.92	6391564	0	6391564	1.92	0	0.00	NA		6391564					
(iv) RELIANCE CAPITAL TRUSTEE CO LTD A/C RELIANCE MULTI CAP FUND	AAATR0090B		1	5303252	0	0	5303252	1.60	5303252	0	5303252	1.60	0	0.00	NA		5303252					
(b) Venture Capital Funds			0	0	0	0	0	0.00	0	0	0	0.00	0	0.00	NA		0					
(c) Alternate Investment Funds			4	647814	0	0	647814	0.19	647814	0	647814	0.19	0	0.00	NA		647814					
(d) Foreign Venture Capital Investors			0	0	0	0	0	0.00	0	0	0	0.00	0	0.00	NA		0					




	Category & Name of the Shareholders	PAN	Nos. of shareholder	No. of fully paid up equity shares held	Partly paid up equity shares held	Nos. of shares underlying Depository Receipts	Total nos. shares held	Shareholding % calculated as per SCRR, 1957	Number of Voting Rights held in each class of securities			No. of Shares Underlying Outstanding convertible securities (including Warrants)	Total Shareholding, as a % assuming full conversion of convertible securities (as a percentage of diluted share capital)	Number of Locked in shares		Number of Shares pledged or otherwise encumbered		Number of equity shares held in dematerialized form			
									(IX)					(X)	(XI) = (VII)+(X) as a % of A+B+C2	(XII)			(XIII)		
									No of Voting Rights							Total as a % of Total Voting rights	No.		As a % of total Shares held	No. (not applicable)	As a % of total shares held (Not applicable)
									Class X	Class Y	Total										
(I)	(II)	(III)	(IV)	(V)	(VI)	(VII = IV+V+VI)	As a % of (A+B+C2) (VIII)				(X)	(XI) = (VII)+(X) as a % of A+B+C2	(a)	(b)	(a)	(b)	(XIV)				
(e)	Foreign Portfolio Investors		49	76892649	0	0	76892649	23.14	76892649	0	76892649	23.14	0	0.00		NA		76880649			
(i)	ARISAIG INDIA FUND LIMITED	AACCA6666M	1	26970760	0	0	26970760	8.12	26970760	0	26970760	8.12	0	0.00		NA		26970760			
(ii)	DODONA HOLDINGS LIMITED	AADCD7766J	1	16631410	0	0	16631410	5.00	16631410	0	16631410	5.00	0	0.00		NA		16631410			
(iii)	FRANKLIN TEMPLETON INVESTMENT FUNDS	AABCT5310J	1	9644566	0	0	9644566	2.90	9644566	0	9644566	2.90	0	0.00		NA		9644566			
(iv)	AMANSA HOLDINGS PRIVATE LIMITED	AAKCA7237L	1	8759011	0	0	8759011	2.64	8759011	0	8759011	2.64	0	0.00		NA		8759011			
(f)	Financial Institutions/ Banks		14	84827	0	0	84827	0.03	84827	0	84827	0.03	0	0.00		NA		76997			
(g)	Insurance Companies		7	10734353	0	0	10734353	3.23	10734353	0	10734353	3.23	0	0.00		NA		10734353			
(i)	SBI LIFE INSURANCE CO. LTD	AAFCS2530P	1	5614090	0	0	5614090	1.69	5614090	0	5614090	1.69	0	0.00		NA		5614090			
(ii)	HDFC STANDARD LIFE INSURANCE COMPANY LIMITED	AAACH8755L	1	3784048	0	0	3784048	1.14	3784048	0	3784048	1.14	0	0.00		NA		3784048			
(h)	Provident Funds/ Pension Funds		0	0	0	0	0	0.00	0	0	0	0.00	0	0.00		NA		0			
(i)	Any Other		0	0	0	0	0	0.00	0	0	0	0.00	0	0.00		NA		0			
Sub-Total (B)(1)			96	129229578	0	0	129229578	38.89	129229578	0	129229578	38.89	0	0.00		NA		129206078			



(I)	(II)	(III)	(IV)	(V)	(VI)	(VII = IV+V+VI)	Shareholding % calculated as per SCRR, 1957 As a % of (A+B+C2) (VIII)	(IX)			(X)	Total Shareholding, as a % assuming full conversion of convertible securities (as a percentage of diluted share capital) (XI) = (VII)+(X) as a % of A+B+C2	(XII)		(XIII)		(XIV)					
								Number of Voting Rights held in each class of securities					Total as a % of Total Voting rights	No.	As a % of total Shares held	No. (not applicable)		As a % of total shares held (Not applicable)				
								Class X	Class Y	Total									(a)	(b)	(a)	(b)
(2)	Central Government/ State Government(s)/ President of India		0	0	0	0	0.00	0	0	0	0.00	0	0.00	NA	0							
Sub-Total (B)(2)			0	0	0	0	0.00	0	0	0	0.00	0	0	NA	0							
(3)	Non-institutions													NA								
(a)	Individuals -		45195	54133794	0	0	54133794	16.29	54133794	0	54133794	16.29	0	0.00	NA	49437784						
	i. Individual shareholders holding nominal share capital up to Rs. 2 lakhs.		45190	49613226	0	0	49613226	14.93	49613226	0	49613226	14.93	0	0.00	NA	44917216						
	ii. Individual shareholders holding nominal share capital in excess of Rs. 2 lakhs.		5	4520568	0	0	4520568	1.36	4520568	0	4520568	1.36	0	0.00	NA	4520568						
(b)	NBFCs registered with RBI		10	93470	0	0	93470	0.03	93470	0	93470	0.03	0	0.00	NA	93470						
(c)	Employee Trusts		0	0	0	0	0	0.00	0	0	0	0.00	0	0.00	NA	0						
(d)	Overseas Depositories (holding DRs) (balancing figure)		0	0	0	0	0	0.00	0	0	0	0.00	0	0.00	NA	0						
														NA								



(I)	(II)	(III)	(IV)	(V)	(VI)	(VII = IV+V+VI)	Shareholding % calculated as per SCRR, 1957	Number of Voting Rights held in each class of securities			No. of Shares Underlying Outstanding convertible securities (including Warrants)	Total Shareholding, as a % assuming full conversion of convertible securities (as a percentage of diluted share capital)	Number of Locked in shares		Number of Shares pledged or otherwise encumbered		Number of equity shares held in dematerialized form			
								(IX)					(X)	(XI) = (VII)+(X) as a % of A+B+C2	(XII)			(XIII)		
								No of Voting Rights							Total as a % of Total Voting rights	No.		As a % of total Shares held	No. (not applicable)	As a % of total shares held (Not applicable)
								Class X	Class Y	Total										
(XIV)	(XIV)	(XIV)	(XIV)	(XIV)	(XIV)	(XIV)	(XIV)	(XIV)	(XIV)	(XIV)	(XIV)	(XIV)	(XIV)	(XIV)	(XIV)	(XIV)				
(e) Any Other -		2426	40479738	0	0	40479738	12.18	40479738	0	40479738	12.18	0	0	0	0	0	40394688			
(i) Bodies Corporate		384	33397149	0	0	33397149	10.05	33397149	0	33397149	10.05	0	0.00	0	0.00	0	33356079			
(a) PRAZIM TRADING AND INVESTMENT CO. PVT. LTD.	AAACP4921G	1	9123825	0	0	9123825	2.75	9123825	0	9123825	2.75	0	0.00	0	0.00	0	9123825			
(b) DERIVE TRADING AND RESORTS PRIVATE LIMITED	AACCD5211D	1	9115230	0	0	9115230	2.74	9115230	0	9115230	2.74	0	0.00	0	0.00	0	9115230			
(c) JAGUAR SERVICES PVT LTD	AAACJ1950H	1	3515790	0	0	3515790	1.06	3515790	0	3515790	1.06	0	0.00	0	0.00	0	3515790			
(ii) Clearing Members		201	1128068	0	0	1128068	0.34	1128068	0	1128068	0.34	0	0.00	0	0.00	0	1128068			
(iii) Directors and their relatives		3	919940	0	0	919940	0.28	919940	0	919940	0.28	0	0.00	0	0.00	0	918720			
(iv) Foreign Nationals		2	700	0	0	700	0.00	700	0	700	0.00	0	0.00	0	0.00	0	700			
(v) HUF		845	1217188	0	0	1217188	0.37	1217188	0	1217188	0.37	0	0.00	0	0.00	0	1215408			
(vi) IEPF		1	827854	0	0	827854	0.25	827854	0	827854	0.25	0	0.00	0	0.00	0	827854			
(vii) Limited Liability Partnership - LLP		41	427613	0	0	427613	0.13	427613	0	427613	0.13	0	0.00	0	0.00	0	427613			
(viii) Non-Residents Indians		944	2016805	0	0	2016805	0.61	2016805	0	2016805	0.61	0	0.00	0	0.00	0	1976185			
(ix) Trust And Charitable Institutions		5	544421	0	0	544421	0.16	544421	0	544421	0.16	0	0.00	0	0.00	0	544061			
Sub-Total (B)(3)		47631	94707002	0	0	94707002	28.50	94707002	0	94707002	28.50	0	0.00	0	0.00	0	89925942			
Total Public Shareholding		47727	223936580	0	0	223936580	67.39	223936580	0	223936580	67.39	0	0.00	0	0.00	0	219132020			
Details of the shareholders acting as persons in Concert including their Shareholding (No. and %):																				
Details of Shares which remain unclaimed may be given here along with details such as number of shareholders, outstanding shares held in demat/unclaimed suspense account, voting rights which are frozen etc.																				
Note:																				
(1) PAN would not be displayed on website of Stock Exchange(s).																				
(2) The above format needs to be disclosed along with the name of following persons: Institutions/Non Institutions holding more than 1% of total number of shares.																				
(3) W.r.t. the information pertaining to Depository Receipts, the same may be disclosed in the respective columns to the extent information available and the balance to be disclosed as held by custodian.																				



TRENT LIMITED

Table IV - Statement showing shareholding pattern of the Non Promoter- Non Public shareholder as of 31st December, 2018

(I)	(II)	(III)	(IV)	(V)	(VI)	(VII = IV+V+VI)	As a % of (A+B+C2) (VIII)	(IX)			(X)	(XI) = (VII)+(X) as a % of A+B+C2	(XII)		(XIII)		(XIV) (Not Applicable)		
								Number of Voting Rights held in each class of securities					No. of Shares Underlying Outstanding convertible securities (including Warrants)	Total Shareholding , as a % assuming full conversion of convertible securities (as a percentage of diluted share capital)	Number of Locked in shares			Number of Shares pledged or otherwise encumbered	
								No of Voting Rights	Total as a % of Total Voting rights	Total					No.	As a % of total Shares held		No. (not appli-cable)	As a % of total shares held (Not applicable)
(1) Custodian/DR Holder	0	0	0	0	0	0	0.00	0	0	0	0.00	0	0.00		NA	0			
(a) Name of DR Holder (if available)															NA				
(i)															NA				
(ii)															NA				
(2) Employee Benefit Trust (under SEBI (Share based Employee Benefit) Regulations, 2014)	0	0	0	0	0	0	0.00	0	0	0	0.00	0	0.00		NA	0			
(a) Name (abc...															NA				
Total Non-Promoter- Non Public Shareholding (C)= (C)(1)+(C)(2)	0	0	0	0	0	0	0.00	0	0	0	0.00	0	0.00		NA	0			
Note																			
(1) PAN would not be displayed on website of Stock Exchange(s).																			
(2) The above format needs to disclose name of all holders holding more than 1% of total number of shares																			
(3) W.r.t. the information pertaining to Depository Receipts, the same may be disclosed in the respective columns to the extent information available,																			

