

**Shareholding Pattern under Regulation 31 of SEBI (Listing Obligations and Disclosure Requirements) Regulations, 2015**

1.	Name of Listed Entity: Trent Limited
2.	Scrip Code/Name of Scrip/Class of Security: 500251
3.	Share Holding Pattern Filed under: Reg. 31(1)(a)/Reg. 31(1)(b)/Reg.31(1)(c)
	a. If under 31(1)(b) then indicate the report for Quarter ending
	b. If under 31(1)(c) then indicate date of allotment/extinguishment
4.	Declaration: The Listed entity is required to submit the following declaration to the extent of submission of information:-


	Particulars	Yes*	No*
1	Whether the Listed Entity has issued any partly paid up shares?		No
2	Whether the Listed Entity has issued any Convertible Securities or Warrants?		No
3	Whether the Listed Entity has any shares against which depository receipts are issued?		No
4	Whether the Listed Entity has any shares in locked-in?		No
5	Whether any shares held by promoters are pledge or otherwise encumbered?		No
6	Whether company has equity shares with differential voting rights?		No
7	Whether the listed entity has any significant beneficial owner?		No**

\* If the Listed Entity selects the option 'No' for the questions above, the columns for the partly paid up shares, Outstanding Convertible Securities/Warrants, depository receipts, locked-in shares, No of shares pledged or otherwise encumbered by promoters, as applicable, shall not be displayed at the time of dissemination on the Stock Exchange website. Also wherever there is 'No' declared by Listed Entity in above table the values will be considered as 'Zero' by default on submission of the format of holding of specified securities.

\*\*Tata Sons Private Limited being the Core Investment Company as an investment vehicle is exempted from the Companies (Significant Beneficial Owners) Rules 2018, as amended, on the investment made by Tata Sons Private Limited.



*Handwritten signature*



**Trent Limited**

**Table I - Summary Statement holding of specified securities**

Category	Category of shareholder	Nos. of shareholders	No. of fully paid up equity shares held	No. of Partly paid-up equity shares held	No. of shares underlying Depository Receipts	Total nos. shares held	Shareholding as a % of total no. of shares (calculated as per SCRR, 1957)	Number of Voting Rights held in each class of securities				Shares Underlying Outstanding convertible securities (including	ing, as a % assuming full conversion of convertible securities	Number of Locked in shares		Number of Shares pledged or otherwise encumbered		Number of equity shares held in dematerialised form
								No of Voting Rights			Total as a % of (A+B+C)			No. (a)	As a % of total Shares held(b)	No. (a)	As a % of total Shares held(b)	
								Class eg: X	Class eg: y	Total								
(I)	(II)	(III)	(IV)	(V)	(VI)	(VII) = (IV)+(V)+(VI)	(VIII) As a % of (VII)	(IX)	(X)	(XI) = (X)/(VIII)	(XII)	(XIII)	(XIV)					
(A)	Promoter & Promoter Group	4	131550881	0	0	131550881	37.0058	131550881	0	131550881	37.0058	0	0	0	0	0	131550881	
(B)	Public	132766	223936580	0	0	223936580	62.9942	223936580	0	223936580	62.9942	0	0	0	0	0	221171336	
(C)	Non Promoter - Non Public																	
(C1)	Shares Underlying DRs	0	0	0	0	0	0	0	0	0	0	0	0	0	0	0	0	
(C2)	Shares Held By Employee Trust	0	0	0	0	0	0	0	0	0	0	0	0	0	0	0	0	
	<b>Total</b>	<b>132770</b>	<b>355487461</b>	<b>0</b>	<b>0</b>	<b>355487461</b>	<b>100</b>	<b>355487461</b>	<b>0</b>	<b>355487461</b>	<b>100</b>	<b>0</b>	<b>0</b>	<b>0</b>	<b>0</b>	<b>0</b>	<b>352722217</b>	

GENERATED ON :05/01/2023 NSDL : 31/12/2022 CDSL :31/12/2022



*km*

**Trent Limited**

**Table II - Statement showing shareholding pattern of the Promoter and Promoter Group**

1	Category & Name of the shareholders (I)	Entity Type	PAN (II)	Nos. of shareholders (III)	No. of fully paid up equity shares held (IV)	Partly paid-up equity shares held (V)	No. of shares underlying Depository Receipts (VI)	Total nos. shares held (VII) = (IV)+(V)+(VI) (VIII) As a % of (A+B+C2) (VIII) As a	Number of Voting Rights held in each class of securities			Shares Underlying Outstanding convertible securities (including securities convertible as a % of total voting rights) (X)	Number of Locked in shares (XI)= (XII)	Number of Shares pledged or otherwise encumbered		Number of equity shares held in dematerialised form (XIV)		
									No of Voting Rights		Total as a % of Total Voting Rights (IX)			No. (a)	As a % of total Shares held(b)		No. (a)	As a % of total Shares held(b)
									Class eg: X	Class eg: y								
(a)	Indian																	
(a)	Individuals / Hindu Undivided Family			0	0	0	0	0	0	0	0	0	0	0	0	0		
(b)	Central Government / State Government(s)			0	0	0	0	0	0	0	0	0	0	0	0	0		
(c)	Financial Institutions / Banks			0	0	0	0	0	0	0	0	0	0	0	0	0		
(d)	Any Other (Specify)			4	131550881	0	0	0	0	0	0	0	0	0	0	0		
	<b>Bodies Corporate</b>			4	131550881	0	0	131550881	37.0058	131550881	0	131550881	37.0058	0	0	0	131550881	
	Tata Sons Private Limited	Promoter		1	115340341	0	0	115340341	32.4457	115340341	0	115340341	32.4457	0	0	0	115340341	
	Tata Investment Corporation Limited	Promoter Group		1	15207540	0	0	15207540	4.2779	15207540	0	15207540	4.2779	0	0	0	15207540	
	Ewart Investments Limited	Promoter Group		1	1000000	0	0	1000000	0.2813	1000000	0	1000000	0.2813	0	0	0	1000000	
	Titan Company Limited	Promoter Group		1	3000	0	0	3000	0.0008	3000	0	3000	0.0008	0	0	0	3000	
	AF-TAAB INVESTMENT COMPANY LIMITED	Promoter Group		0	0	0	0	0	0.00	0	0	0	0.00	0	0	0	0	
	PANATONE FINVEST LIMITED	Promoter Group		0	0	0	0	0	0.00	0	0	0	0.00	0	0	0	0	
	<b>Sub Total (A)(1)</b>			4	131550881	0	0	131550881	37.0058	131550881	0	131550881	37.0058	0	0	0	131550881	
2	Foreign																	
(a)	Individuals (Non-Resident Individuals / Foreign Individuals)			0	0	0	0	0	0	0	0	0	0	0	0	0		
(b)	Government			0	0	0	0	0	0	0	0	0	0	0	0	0		
(c)	Institutions			0	0	0	0	0	0	0	0	0	0	0	0	0		
(d)	Foreign Portfolio Investor			0	0	0	0	0	0	0	0	0	0	0	0	0		
(e)	Any Other (Specify)			0	0	0	0	0	0	0	0	0	0	0	0	0		
	<b>Sub Total (A)(2)</b>			0	0	0	0	0	0	0	0	0	0	0	0	0		
	<b>Total Shareholding Of Promoter And Promoter Group (A)= (A)(1)+(A)(2)</b>			4	131550881	0	0	131550881	37.0058	131550881	0	131550881	37.0058	0	0	0	131550881	

Details of Shares which remain unclaimed may be given hear along with details such as number of shareholders, outstanding shares held in demat/unclaimed suspense account, voting rights which are frozen etc.

Note :  
 (1) PAN would not be displayed on website of Stock Exchange(s)  
 (2) The term 'Encumbrance' has the same meaning as assigned under regulation 28(3) of SEBI (Substantial Acquisition of Shares and Takeovers) Regulations, 2011.




Page 3 of 8

mu



**Trent Limited**  
**Table III - Statement showing shareholding pattern of the Public shareholder**

1	Category & Name of the shareholders (I)	PAN (II)	Nos. of shareholders (III)	No. of fully paid up equity shares held (IV)	Partly paid-up equity shares held (V)	No. of shares underlying Depository Receipts (VI)	Total nos. shares held (VII) = (IV)+(V)+(VI)	Shareholding % calculated as per SCRR, 1957 As a % of (A+B+C2) (VIII) As a % of (VII)	Number of Voting Rights held in each class of securities			Shares Underlying Outstanding convertible securities (including securities convertible as a % assuming full conversion of convertible securities) (X)	Number of Locked in shares (XII)	Number of Shares pledged or otherwise encumbered		Number of equity shares held in dematerialised form (XIV)	Sub-categorization of shares			
									No of Voting Rights					As a % of total Shares held(b)	As a % of total Shares held(b)		Shareholding(No. of shares) under SUB-category(i)	SUB-category(ii)	SUB-category(iii)	
									Class eg: X	Class eg: y	Total (IX)									
<b>(a)</b>	<b>Institutions (Domestic)</b>																			
	Mutual Fund		35	33654761	0	0	33654761	9.4672	33654761	0	33654761	9.4672	0	0	NA	NA	33651661	0	0	0
	Axis Mutual Fund Trustee Limited A/C Axis Mutua		1	6796180	0	0	6796180	1.9118	6796180	0	6796180	1.9118	0	0	NA	NA	6796180	0	0	0
	Nippon Life India Trustee Ltd-A/C Nippon India Gr		1	3956710	0	0	3956710	1.113	3956710	0	3956710	1.113	0	0	NA	NA	3956710	0	0	0
<b>(b)</b>	<b>Venture Capital Funds</b>		0	0	0	0	0	0	0	0	0	0	0	0	NA	NA	0	0	0	0
	Alternate Investment Funds		13	2096472	0	0	2096472	0.5897	2096472	0	2096472	0.5897	0	0	NA	NA	0	0	0	0
<b>(d)</b>	<b>Banks</b>		5	279771	0	0	279771	0.0787	279771	0	279771	0.0787	0	0	NA	NA	2096472	0	0	0
	Insurance Companies		17	21103712	0	0	21103712	5.9366	21103712	0	21103712	5.9366	0	0	NA	NA	277351	0	0	0
	Sbi Life Insurance Co. Ltd		1	7651083	0	0	7651083	2.1523	7651083	0	7651083	2.1523	0	0	NA	NA	21103712	0	0	0
	Hdfc Life Insurance Company Limited		1	5454174	0	0	5454174	1.5343	5454174	0	5454174	1.5343	0	0	NA	NA	7651083	0	0	0
<b>(f)</b>	<b>Provident Funds/ Pension Funds</b>		1	106157	0	0	106157	0.0299	106157	0	106157	0.0299	0	0	NA	NA	5454174	0	0	0
<b>(G)</b>	<b>Asset Reconstruction Companies</b>		0	0	0	0	0	0	0	0	0	0	0	0	NA	NA	106157	0	0	0
<b>(h)</b>	<b>Sovereign Wealth Funds</b>		0	0	0	0	0	0	0	0	0	0	0	0	NA	NA	0	0	0	0
<b>(I)</b>	<b>NBFCs registered with RBI</b>		8	46474	0	0	46474	0.0131	46474	0	46474	0.0131	0	0	NA	NA	0	0	0	0
<b>(j)</b>	<b>Other Financial Institutions</b>		0	0	0	0	0	0	0	0	0	0	0	0	NA	NA	0	0	0	0
<b>(k)</b>	<b>Any Other (Specify)</b>		0	0	0	0	0	0	0	0	0	0	0	0	NA	NA	46474	0	0	0
	<b>Sub Total (B)(1)</b>		<b>79</b>	<b>57287347</b>	<b>0</b>	<b>0</b>	<b>57287347</b>	<b>16.1152</b>	<b>57287347</b>	<b>0</b>	<b>57287347</b>	<b>16.1152</b>	<b>0</b>	<b>0</b>	<b>NA</b>	<b>NA</b>	<b>0</b>	<b>0</b>	<b>0</b>	<b>0</b>
<b>2</b>	<b>Institutions (Foreign)</b>																			
<b>(a)</b>	<b>Foreign Direct Investment</b>		0	0	0	0	0	0	0	0	0	0	0	0	NA	NA	57281827	0	0	0
<b>(b)</b>	<b>Foreign Venture Capital Investors</b>		0	0	0	0	0	0	0	0	0	0	0	0	NA	NA	0	0	0	0
<b>(c)</b>	<b>Sovereign Wealth Funds</b>		0	0	0	0	0	0	0	0	0	0	0	0	NA	NA	0	0	0	0
<b>(d)</b>	<b>Foreign Portfolio Investors Category I</b>		544	71916490	0	0	71916490	20.2304	71916490	0	71916490	20.2304	0	0	NA	NA	0	0	0	0
	Amansa Holdings Private Limited		1	7817099	0	0	7817099	2.199	7817099	0	7817099	2.199	0	0	NA	NA	71916490	0	0	0
	Arisaig India Fund Limited		1	6218588	0	0	6218588	1.7493	6218588	0	6218588	1.7493	0	0	NA	NA	7817099	0	0	0
<b>(e)</b>	<b>Foreign Portfolio Investors Category II</b>		1	682	0	0	682	0.0002	682	0	682	0.0002	0	0	NA	NA	6218588	0	0	0
	Overseas Depositories(holding DRs) (balancing figure)		0	0	0	0	0	0	0	0	0	0	0	0	NA	NA	682	0	0	0
<b>(f)</b>	<b>Any Other (Specify)</b>		9	16105874	0	0	16105874	4.5306	16105874	0	16105874	4.5306	0	0	NA	NA	0	0	0	0
<b>(g)</b>	<b>Foreign Institutional Investors</b>		5	16100014	0	0	16100014	4.529	16100014	0	16100014	4.529	0	0	NA	NA	16098714	0	0	0
	Dodona Holdings Limited		1	16095514	0	0	16095514	4.5277	16095514	0	16095514	4.5277	0	0	NA	NA	16095514	0	0	0
	Foreign Bank		4	5860	0	0	5860	0.0016	5860	0	5860	0.0016	0	0	NA	NA	16095514	0	0	0
	<b>Sub Total (B)(2)</b>		<b>554</b>	<b>88023046</b>	<b>0</b>	<b>0</b>	<b>88023046</b>	<b>24.7612</b>	<b>88023046</b>	<b>0</b>	<b>88023046</b>	<b>24.7612</b>	<b>0</b>	<b>0</b>	<b>NA</b>	<b>NA</b>	<b>88015886</b>	<b>0</b>	<b>0</b>	<b>0</b>
<b>3</b>	<b>Central Government/ State Government(s)</b>																			
<b>(a)</b>	<b>Central Government / President of India</b>		0	0	0	0	0	0	0	0	0	0	0	0	NA	NA	0	0	0	0
<b>(b)</b>	<b>State Government / Governor</b>		0	0	0	0	0	0	0	0	0	0	0	0	NA	NA	0	0	0	0
<b>(c)</b>	<b>Shareholding by Companies or Bodies Corporate where Central / State Government is a promoter</b>		0	0	0	0	0	0	0	0	0	0	0	0	NA	NA	0	0	0	0
	<b>Sub Total (B)(3)</b>		<b>0</b>	<b>0</b>	<b>0</b>	<b>0</b>	<b>0</b>	<b>0</b>	<b>0</b>	<b>0</b>	<b>0</b>	<b>0</b>	<b>0</b>	<b>0</b>	<b>NA</b>	<b>NA</b>	<b>0</b>	<b>0</b>	<b>0</b>	<b>0</b>
<b>4</b>	<b>Non-Institutions</b>																			
<b>(a)</b>	<b>Associate companies / Subsidiaries</b>		0	0	0	0	0	0	0	0	0	0	0	0	NA	NA	0	0	0	0
<b>(b)</b>	<b>Directors and their relatives (excluding Independent Directors and nominee Directors)</b>		3	956008	0	0	956008	0.2689	956008	0	956008	0.2689	0	0	NA	NA	956008	0	0	0
<b>(c)</b>	<b>Key Managerial Personnel</b>		1	7220	0	0	7220	0.002	7220	0	7220	0.002	0	0	NA	NA	7220	0	0	0
<b>(d)</b>	<b>Relatives of promoters (other than 'immediate relatives' of promoters disclosed under 'Promoter and Promoter Group' category)</b>		0	0	0	0	0	0	0	0	0	0	0	0	NA	NA	0	0	0	0
<b>(e)</b>	<b>Trusts where any person belonging to 'Promoter and Promoter Group' category is 'trustee', 'beneficiary', or 'author of the trust'</b>		0	0	0	0	0	0	0	0	0	0	0	0	NA	NA	0	0	0	0
<b>(f)</b>	<b>Investor Education and Protection Fund (IEPF)</b>		1	1109032	0	0	1109032	0.312	1109032	0	1109032	0.312	0	0	NA	NA	0	0	0	0
	i. Resident Individual holding nominal share capital up to Rs. 2 lakhs.		125754	47072208	0	0	47072208	13.2416	47072208	0	47072208	13.2416	0	0	NA	NA	1109032	0	0	0
	ii. Resident Individual holding nominal share capital in excess of Rs. 2 lakhs.		5	4171710	0	0	4171710	1.1735	4171710	0	4171710	1.1735	0	0	NA	NA	44377694	0	0	0



(l)	Non Resident Indians (NRIs)		3746	2442810	0	0	2442810	0.6872	2442810	0	2442810	0.6872	0	0.6872	0	0	NA	NA	2423870	0	0	0
(j)	Foreign Nationals		3	1635	0	0	1635	0.0005	1635	0	1635	0.0005	0	0.0005	0	0	NA	NA	1635	0	0	0
(k)	Foreign Companies		0	0	0	0	0	0	0	0	0	0	0	0	0	0	NA	NA	0	0	0	0
(l)	Bodies Corporate		753	21267707	0	0	21267707	5.9827	21267707	0	21267707	5.9827	0	5.9827	0	0	NA	NA	0	0	0	0
	Derive Trading And Resorts Private Limited		1	5421131	0	0	5421131	1.525	5421131	0	5421131	1.525	0	1.525	0	0	NA	NA	21228957	0	0	0
(m)	Any Other (Specify)		1867	1597857	0	0	1597857	0.4495	1597857	0	1597857	0.4495	0	0.4495	0	0	NA	NA	5421131	0	0	0
	Trusts		10	25768	0	0	25768	0.0072	25768	0	25768	0.0072	0	0.0072	0	0	NA	NA	1597497	0	0	0
	Body Corp-Ltd Liability Partnership		70	276209	0	0	276209	0.0777	276209	0	276209	0.0777	0	0.0777	0	0	NA	NA	25408	0	0	0
	Hindu Undivided Family		1740	1224720	0	0	1224720	0.3445	1224720	0	1224720	0.3445	0	0.3445	0	0	NA	NA	276209	0	0	0
	Clearing Member		47	71160	0	0	71160	0.02	71160	0	71160	0.02	0	0.02	0	0	NA	NA	1224720	0	0	0
	Sub Total (B)(4)		132133	78626187	0	0	78626187	22.1179	78626187	0	78626187	22.1179	0	22.1179	0	0	NA	NA	71160	0	0	0
	Total Public Shareholding (B)=																					
	(B)(1)+(B)(2)+(B)(3)+b(4)		132766	223936580	0	0	223936580	62.9942	223936580	0	223936580	62.9942	0	62.9942	0	0	NA	NA	221171336	0	0	0

Details of the shareholders acting as persons in Concert including their Shareholding (No. and %):

No. of shareholders	No. of Shares	%
0		

Details of Shares which remain unclaimed may be given hear along with details such as number of shareholders, outstanding shares held in demat/unclaimed suspense account, voting rights which are frozen etc.

No. of shareholders	No. of Shares
0	0

Note :

- (1) PAN would not be displayed on website of Stock Exchange(s).
- (2) The above format needs to be disclosed along with the names of the shareholders holding 1% or more than 1% of shares of the listed entity. Column no.(XIII)is not applicable in the above format.
- (3) W.r.t. the information pertaining to Depository Receipts, the same may be disclosed in the respective columns to the extent information available and the balance to be disclosed as held by custodian.
- (4) Categorization and disclosure of each shareholder category should be carried out in the order prescribed in the above format. If a shareholder is falling under more than one category, then the same shall be classified in the category falling first in the order prescribed in the above
- (5) Sub-categorization of shares under column no.(XV) will be based on shareholding(no. of shares)under the following sub-categories:
  - (i) Shareholder who are represented by a nominee Director on the board of the listed entity or have the right to nominate a representative(i.e. Director)on the board of the listed entity.
  - (ii) Shareholder who have entered into shareholder agreement with the listed entity.
  - (iii) Shareholders acting as persons in concert with promoters.

GENERATED ON :05/01/2023 NSDL : 31/12/2022 CDSL :31/12/2022



Page 5 of 8.

*hu*

**Trent Limited**

**Table IV - Statement showing shareholding pattern of the Non Promoter- Non Public shareholder**

Category & Name of the shareholders	PAN	Nos. of shareholders	No. of fully paid up equity shares held	Partly paid-up equity shares held	No. of shares underlying Depository Receipts	Total nos. shares held	Shareholding % calculated as per SCRR, 1957 As a % of (A+B+C2)	Number of Voting Rights held in each class of securities			Shares Underlying Outstanding convertible securities (including	ing, as a % assuming full conversion of convertible securities	Number of Locked in shares		Number of Shares pledged or otherwise encumbered		Number of equity shares held in dematerialised form	
								No of Voting Rights					Total as a % of (A+B+C)	No. (a)	As a % of total Shares held(b)	No. (a)		As a % of total Shares held(b)
								Class eg: X	Class eg: y	Total								
(I)	(II)	(III)	(IV)	(V)	(VI)	(VII) =	(VIII) As a	(IX)			(X)	(XI) =	(XII)		(XIII)		(XIV)	
1 Custodian/DR Holder		0	0	0	0	0	0	0	0	0	0	0	0	0	0	0	0	0
2 Employee Benefit Trust / Employee Welfare Trust under SEBI (Share based Employee Benefits and Sweat Equity) Regulations, 2021		0	0	0	0	0	0	0	0	0	0	0	0	0	0	0	0	0
Total Non-Promoter- Non Public Shareholding (C)= (C)(1)+(C)(2)		0	0	0	0	0	0	0	0	0	0	0	0	0	0	0	0	0

Not

- (1) PAN would not be displayed on website of Stock Exchange(s).
- (2) The above format needs to be disclosed along with the names of the shareholders holding 1% or more than 1% of shares of the listed entity. Column no.(XIII) is not applicable in the above format.
- (3) W.r.t. the information pertaining to Depository Receipts, the same may be disclosed in the respective columns to the extent information available.

GENERATED ON :05/01/2023

NSDL : 31/12/2022

CDSL



Page 6 of 8.


mm  
—

**Trent Limited**

**Table V- Statement showing details of significant beneficial owners**

SR NO	Details of the significant beneficial owner (I)			Details of the registered owner (II)			Particulars of the shares in which significant beneficial interest is held by the beneficial owner (III)		Date of creation / acquisition of significant beneficial interest (IV)
	Name	PAN	Nationality	Name	PAN	Nationality	Number of Shares	Shareholding as a % of total no. of shares (calculated as per SCRR, 1957) As a % of (A+B+C2)	
	"Not Applicable"			"Not Applicable"			"Not Applicable"		"Not Applicable"

Page 7 of 8.



hm




## Trent Limited

Foreign investment limit approved by the Board of Directors and limit utilised – As provided in Annexure B - Table VI (New format) of the Circular

	Board approved limits	Limits utilized
As on shareholding date	49%	24.76%
As on the end of previous 1 <sup>st</sup> Quarter	49%	25.92%
As on the end of previous 2 <sup>nd</sup> Quarter	49%	26.82%
As on the end of previous 3 <sup>rd</sup> Quarter	49%	28.32%
As on the end of previous 4 <sup>th</sup> Quarter	49%	28.94%



Page 8 of 8.



mm